

PROJECT NAME

Type _____

Date _____

SPECIFICATIONS



Source	LED
CCT	4000K standard
Efficiency	200lm/W
Power	Max 100 Watts
L80 Life	> 75,000 hours
Location	Listed IP67
Solar Module Performance	Monocrystalline silicon cells, processed by Photinus 4 solar modules x 150 Wp*, modules also charge in cloudy conditions
Battery	LiFeP04 / 474 Wh (12.8V 37Ah)
Operating Temperature	-20°C to +60°C
Battery Life	Up to 10 years
Protection Class	IPX8
Material	Steel pole and aluminum parts
Finish	Galvanized and powder coat
Weight	Pole: 77.2 lb. [35kg]; Tower: 46.3 lb. [21kg]; Light Housing 7.3 lb. [3.3kg]
Wind Load	68.3 mph, 90 mph**
Salt Spray Test	ISO 9227:2012
Warranty	3 Years

*Wp = Watt Peak: maximum power supplied in standard conditions
 ** Other wind loads available upon request

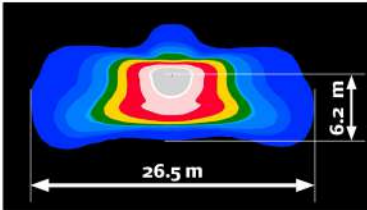
ORDER CODE

Model	Head	C.C.T.	Optic	Time Management	Height	Wind Load	Mounting	Finish
ARON	S = Single D = Dual	40 = Standard 4000K 20 = 2000K 30 = 3000K 50 = 5000K AB = Amber	ME PLACE T2 T2-B T2-L T3 T3-B T3-L T4-B DWC SCL DWCSCSCL FW VM PX	V5 = Standard Setting V3 = Continuous lighting 100% V4 = Night-time reduction to 40% V6 = Night-time reduction to 0% ⊙ other time management options upon request. consult factory	HS = Standard Height HC = Custom* *specify desired height. consult factory	W68 = Standard 68.3 mph W90 = 90 mph WC = Custom* *specify desired wind load. consult factory	PF = Pipe Foundation KS = Krinner Ground Screw AB = Anchor Base** **AB surface mount available upon request. consult factory	D = Dark

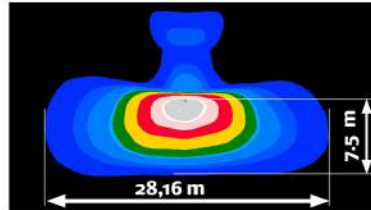
Example order code: **ARON - S - 40 - DWCSCL - V5 - HS - W90 - PF - D**

PHOTOMETRICS

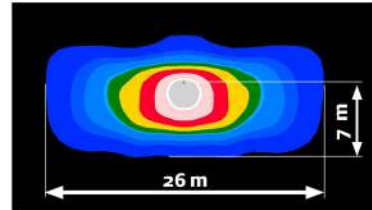
ME PLACE



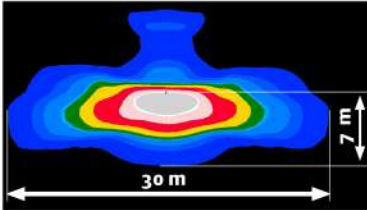
T3



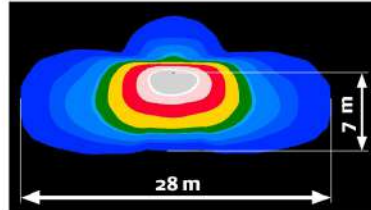
DWC



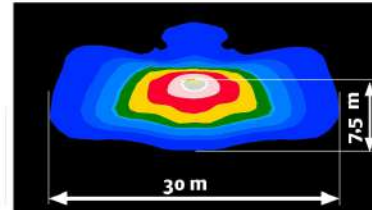
T2



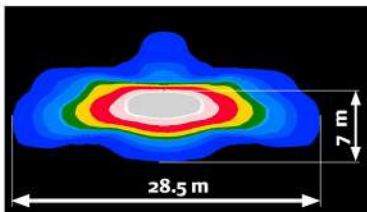
T3-B



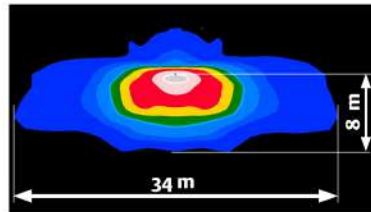
SCL



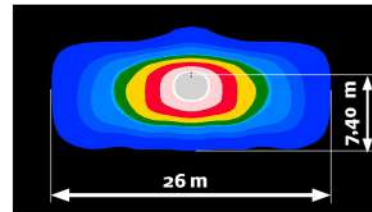
T2-B



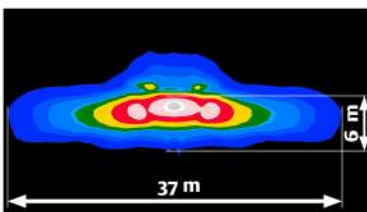
T3-L



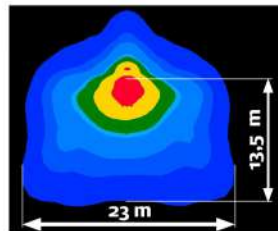
DWC SCL



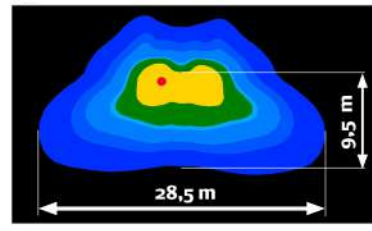
T2-L



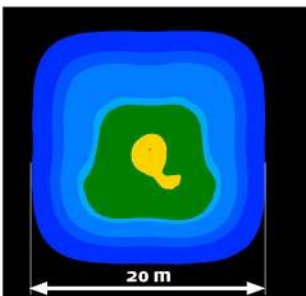
T4-B



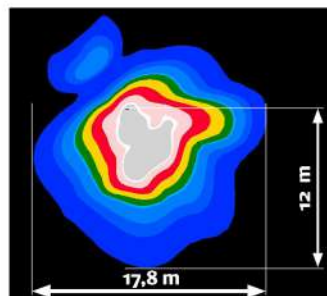
FW




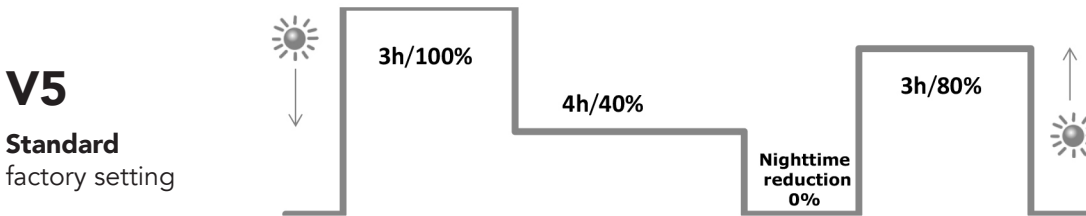
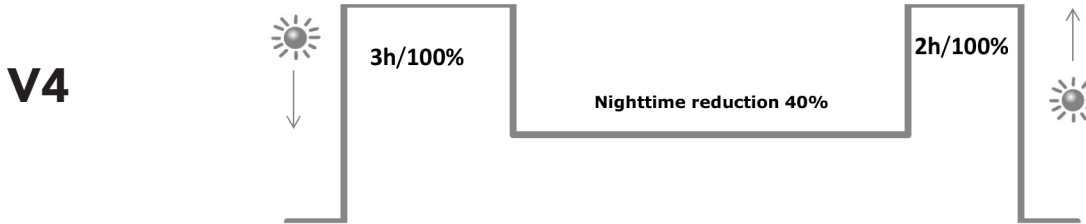

VM



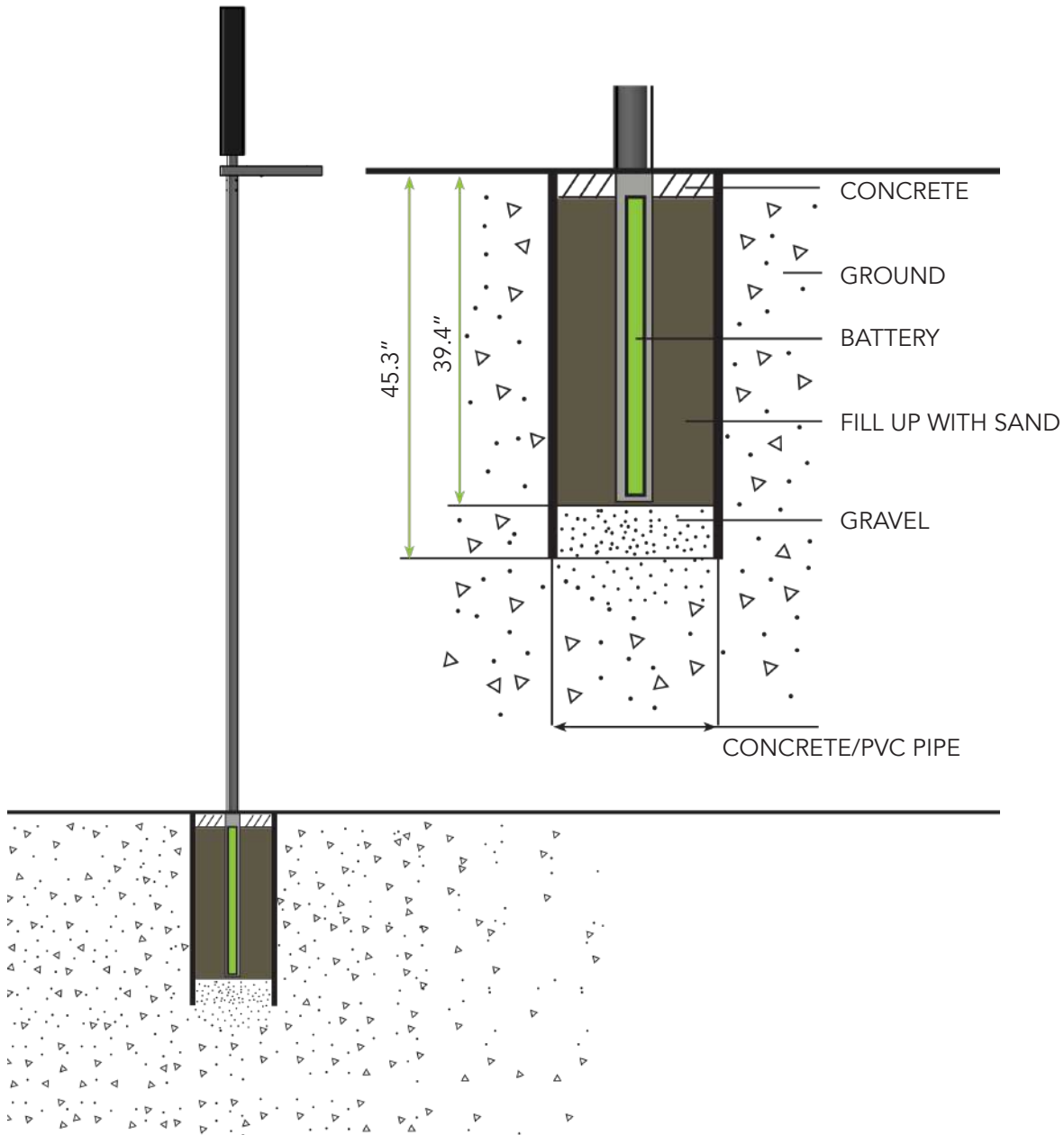
PX



ENERGY AND TIME MANAGEMENT



MOUNTING OPTION 1 — PIPE FOUNDATION — PF

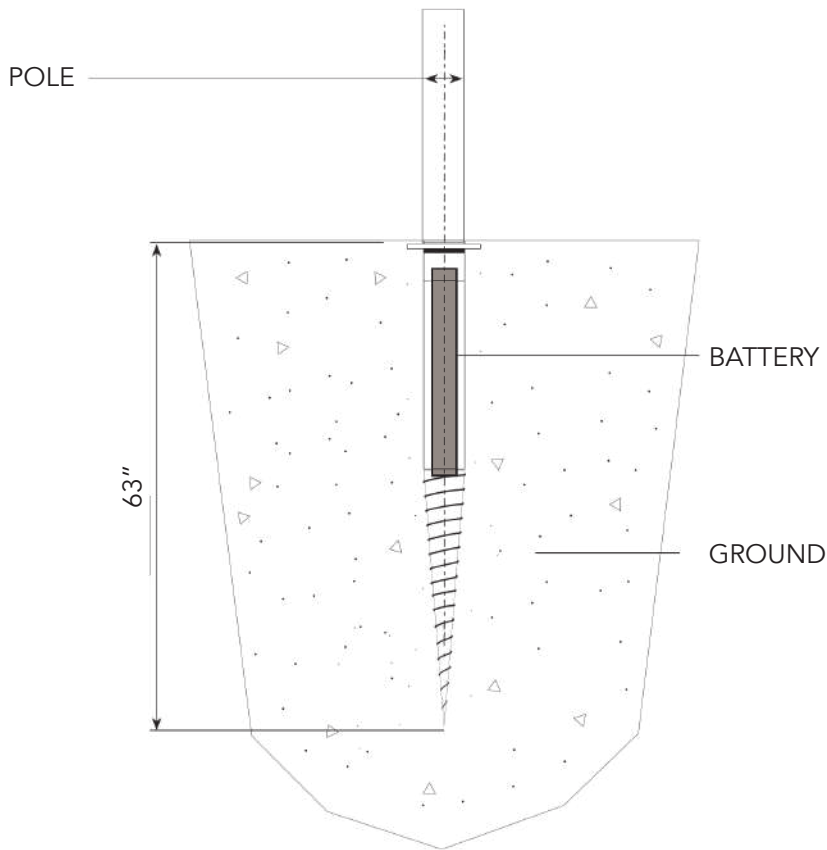


MOUNTING OPTION 2 — KRINNER GROUND SCREW — KS

Krinner Ground Screw

Art. 25500: KSF E140 x 2100-E76-100

Art. 26813: Eccentric disk set - E90



FINISH



D
Sparkling Iron Effect Dark
Tiger 29/70787
Powder Coat

DIMENSIONS

